

GROVER **PRODUCTS COMPANY**

The Voice of Safety

~ SINCE 1936 ~

3424 E. OLYMPIC BLVD.
LOS ANGELES, CA. 90023
(323) 263-9981
(323) 263-8556 (FAX)

SPECIFY GROVER AIR HORNS ON YOUR TRUCK

SINGLE ORGANTONE HORNS

FRONT PEDESTAL INCLUDED: ADJUSTABLE HORNS



HORN #	LENGTH	FLARE	FINISH	REPLACEMENT BELLS	STANCHION	SOUND UNIT GASKET	SOUND UNIT	SOUND UNIT REPAIR KIT	PEDESTAL	SHIPPING WEIGHT
1018 <small>(INCL. 1734 INST. KIT)</small>	24 ½"	6"	Chrome	1077	1087	1099	1093	1094	1720	6 lbs.
1022	24 ½"	6"	Painted	1076	1086	1099	1092	1094	1721	4 lbs.
1024	24 ½"	6"	Chrome	1077	1087	1099	1093	1094	1720	4 lbs.
1027	21 ½"	6"	Chrome	1079	1087	1099	1093	1094	1720	4 lbs.
1042	30"	7 ¼"	Chrome	1081	1087	1099	1093	1094	1735	5 lbs.
1045	25"	7 ¼"	Chrome	1083	1087	1099	1093	1094	1735	5 lbs.
1054	37 ½"	7 ¼"	Chrome	1084	1087	1099	1093	1094	1735	7 lbs.
1055	34"	7 ¼"	Chrome	1084	1087	1099	1093	1094	1735	7 lbs.

DUAL – SEPERATED HORNS

FRONT PEDESTAL INCLUDED: ADJUSTABLE HORN

(1) 1024	MAKE	(1) 1042	MAKE	(1) 1054	MAKE
(1) 1027	A PAIR	(1) 1045	A PAIR	(1) 1055	A PAIR



DUAL CONNECTED ORGANTONE HORNS

FRONT PEDESTAL INCLUDED: ADJUSTABLE HORNS

HORN #	LENGTH	FLARE	FINISH	REPLACEMENT BELLS	STANCHION	SOUND UNIT GASKET	SOUND UNIT	SOUND UNIT REPAIR KIT	PEDESTAL	SHIPPING WEIGHT
1021 <small>(INCL. 1734 INST. KIT)</small>	24 ½" LONG 21 ½" SHORT	6"	Chrome	LONG 1077 SHORT 1079	1089	1099 2 Req..	1093 2 Req.	1094 2 Req.	1720 2 Req.	10 ½ lbs.
1030	24 ½" LONG 21 ½" SHORT	6"	Chrome	LONG 1077 SHORT 1079	1089	1099 2 Req..	1093 2 Req.	1094 2 Req.	1720 2 Req.	10 ½ lbs.
1048	30" LONG 25" SHORT	7 ¼"	Chrome	LONG 1081 SHORT 1083	1089	1099 2 Req..	1093 2 Req.	1094 2 Req.	1735 2 Req.	13 lbs.
1056	37 ½" LONG 34" SHORT	7 ¼"	Chrome	LONG 1084 SHORT 1085	1089	1099 2 Req..	1093 2 Req.	1094 2 Req.	1735 2 Req.	14 lbs.



SERIES 1600 DUAL TRUKTONE HORNS

FRONT PEDESTAL AVAILABLE: PART # 1819 (CHROME), OR 1818 (PAINTED)

HORN #	LENGTH		FLARE	FINISH	REPLACEMENT BELLS		DUAL CONNECTED SOUND UNIT	BELL CLAMPS 2 REQUIRED	SOUND UNIT REPAIR KIT	SHIPPING WEIGHT
	LONG	SHORT			LONG	SHORT				
1600	15 ¼	13 ¼	4"	Chromed Bell Painted Sound Unit	1606	1615	1602	1608	1607	3 ½ lbs.
1601	15 ¼	13 ¼	4"	Chromed	1606	1615	1612	1608	1607	3 ½ lbs.
1609	15 ¼	13 ¼	4"	Painted	1682	1683	1602	1608	1607	3 ½ lbs.

1650 – SAME AS 1600 EXCEPT WITH 1734 INSTALLATION KIT.

(SHIPPING WEIGHT 4 lbs.)

1651 – SAME AS 1601 EXCEPT WITH 1734 INSTALLATION KIT.

(SHIPPING WEIGHT 4 lbs.)

SERIES 1600 SINGLE TRUKTONE HORNS

FRONT PEDESTAL AVAILABLE: PART # 1819 (CHROME), OR 1818 (PAINTED)



HORN #	LENGTH	FLARE	FINISH	REPLACEMENT BELLS	SOUND UNIT	BELL CLAMPS	SOUND UNIT REPAIR KIT	SHIPPING WEIGHT
1675	15 1/2"	4"	Chrome	1606	1703	1711	1681	3 lbs.
1676	15 1/2"	4"	Chrome Bell Painted Sound Unit	1606	1704	1711	1681	3 lbs.
1677	15 1/2"	4"	Painted	1682	1704	1711	1681	3 lbs.
1678	13 1/2"	4"	Chrome	1615	1703	1711	1681	3 lbs.
1679	13 1/2"	4"	Chrome Bell Painted Sound Unit	1615	1704	1711	1681	3 lbs.
1680	13 1/2"	4"	Painted	1683	1704	1711	1681	3 lbs.

SERIES 1700 SINGLE TROMBONE HORN


FRONT PEDESTAL INCLUDED



HORN #	LENGTH	FLARE	FINISH	REPLACEMENT BELLS	SOUND UNIT	BELL CLAMPS	SOUND UNIT REPAIR KIT	PEDESTAL	SHIPPING WEIGHT
1700	24 1/2"	6"	Chrome	1705	1703	1711	1681	1720	4 lbs.
1701	24 1/2"	6"	Chrome Bell Painted Sound Unit	1705	1704	1711	1681	1720	4 lbs.
1702	24 1/2"	6"	Painted	1706	1704	1711	1681	1721	4 lbs.
1748	21 1/8"	6"	Chrome	1737	1703	1711	1681	1720	4 lbs.

RECTANGULAR HORN



FRONT PEDESTAL INCLUDED



HORN #	LENGTH	FLARE	FINISH	REPLACEMENT BELLS	SOUND UNIT	BELL CLAMPS	SOUND UNIT REPAIR KIT	PEDESTAL	SHIPPING WEIGHT
2000	25 1/4"	4 1/4" x 6 3/4"	CHROME	2005	1703	1681	1681	1711	4 lbs.
2001	21 7/8"	4 1/4" x 6 3/4"	CHROME	2006	1703	1681	1681	1711	4 lbs.


HORN INSTALLATION KITS

(INSTALLATION INSTRUCTION & WIRING DIAGRAM INCLUDED WITH EACH KIT)

KITS FOR VEHICLES W/ AIR BRAKES (MANUAL VALVE)	1734 - KIT INCLUDES: <ul style="list-style-type: none"> 1630 Manual Valve, Pull Chain, 1/4" Tubing, and Fittings (Shipping Weight 1/2 lbs.) 	
KITS FOR VEHICLES W/ AIR BRAKES (ELECTRIC VALVE)	1730 - KIT INCLUDES: <ul style="list-style-type: none"> 1136 12V. Electric Valve, 1514 Horn Button, Pull Chain, 1/4" Tubing, and Fittings (Shipping Weight 2 lbs.) 	
DUAL HORN CONVERSION KIT	1107 - KIT INCLUDES: <ul style="list-style-type: none"> "T" Fitting, Tubing, and Fittings. <p>***THIS KIT MUST BE USED WITH ANY OF OUR OTHER KITS*** (Shipping Weight 1/2 lbs.)</p>	
KITS FOR VEHLICLES WITHOUT AIR BRAKES	1291 - KIT INCLUDES: <ul style="list-style-type: none"> 1167 12V. Compressor, 1136 12V. Electric Valve, 1143 Air Tank, 1514 Horn Button, 1/4" Tubing, Wire, and Fittings. (Shipping Weight 23 1/2 lbs.) 	

AIR HORNS WITH INSTALLATION KITS

DUAL RECT. AIR HORN KIT



11230 – KIT INCLUDES:

- 2000 & 2001 Rect. Horns, 1167 12V. Compressor, 1136 12V. Electric Valve, 1143 Air Tank, 1514 Horn Button, Wire, Fittings, and Tubing.
Weather Shield Optional
(Shipping Weight 24 lbs.)

DUAL HORNS




1180 – KIT INCLUDES:

- 1601 Chrome Dual Horns, 1167 12V. Compressor, 1136 12V. Electric Valve, 1143 Air Tank, 1514 Horn Button, Wire, Fittings, and Tubing.
(Shipping Weight 16 ½ lbs.)

1605 – KIT INCLUDES:

- 1609 Painted Dual Horns, 1167 12V. Compressor, 1136 12V. Electric Valve, 1143 Air Tank, 1514 Horn Button, Wire, Fittings, and Tubing.
(Shipping Weight 16 ½ lbs.)



1161 – KIT INCLUDES:

- 1601 Chrome Dual Horns, 1167 12V. Compressor, 1630 Manual Valve, 1143 Air Tank, 1514 Horn Button, Wire, Fittings, and Tubing.
(Shipping Weight 16 ½ lbs.)



1160 – KIT INCLUDES:

- 1700 Round Horns, 1167 12V. Compressor, 1630 Manual Valve, 1143 Air Tank, 1514 Horn Button, Wire, Fittings, and Tubing.
(Shipping Weight 20 lbs.)



1281 – KIT INCLUDES:

- 1176 Air Tank, 1167 12V. Compressor, 1136 12V. Electric Valve
(Shipping Weight 18 ¾ lbs.)



1240 – KIT INCLUDES:

- 50 ft. Auxiliary Air Hose w/ Air Chuck to fill up tires, and other items
(Shipping Weight 2 lbs.)

MIGHTY MIDGET HORN KITS

Ideal for hunters, campers, and sports fans. A must for small boats, fog and signal horn, used in industry and home as a high volume alarm.



1330 KIT INCLUDES: (1) 1325 Horn & (1) 1311 Power Cartridge

1311 POWER CARTRIDGE: Packed 12 per Carton, 19 1/2 lbs. Shipping Weight.

HORN ONLY	LENGTH	FLARE	FINISH	REPLACEMENT DIAPHRAGM	BELL ONLY	BACK COVER	SHIPPING WEIGHT
1325	4 1/2"	1 7/8"	Chrome	1310	1345	1354	1/2 lbs.

EMERGENCY AIR HORNS

Emergency Stutter Tone Horn:

A horn for emergency vehicles only this horn has a unique sound, *"The sound of Safety."*



HORN #	LENGTH	FLARE	FINISH	REPLACEMENT BELL & BUSHING	SOUNDUNIT GASKET	STANCHION	SOUND UNIT	SOUND UNIT REPAIR KIT	PEDESTAL	SHIPPING WEIGHT
1510	24 1/2"	6"	Chrome	1530	1099	1087	1517	1522	1720	4 lbs.
1512	21"	6"	Chrome	1531	1099	1087	1517	1522	1720	4 lbs.



**EMERGENCY STUTTER TONE AIR HORN
RECTANGULAR BELL**

*2040	25 3/4"	Rect. 4 1/4" x 6 3/4"	Chrome	2045	1099	1087	1517	1522	1720	4 lbs.
-------	---------	--------------------------	--------	------	------	------	------	------	------	--------

*2040 Rectangular air horn can only be used on vehicles with air brakes systems.

EMERGENCY HORN INSTALLATION KITS

KITS FOR EMERGENCY VEHICLE HORNS WITH AIR BRAKES	1501 – KIT INCLUDES:
	<ul style="list-style-type: none"> 1510 Round Horn, 1/4" Tubing, 1136 Electric Valve, 1514 Horn Button, Wire, and Fittings (Shipping Weight 5 3/4 lbs.)
KITS FOR EMERGENCY VEHICLE HORNS WITHOUT AIR BRAKES	2041 – KIT INCLUDES:
	<ul style="list-style-type: none"> 2040 Rect. Horn, 1/4" Tubing, 1136 Electric Valve, 1514 Horn Button, Wire, and Fittings (Shipping Weight 5 3/4 lbs.)

KIT FOR EMERGENCY VEHICLE HORNS WITHOUT AIR BRAKES	1507 – KIT INCLUDES:	
	<ul style="list-style-type: none"> 1510 Round Horn, 1556 12V. Compressor, Wire, 1514 Horn Button, 1103 Gasket, 3/8" Tubing, and Fittings. (Shipping Weight 22lbs.) 	

WEATHER SHIELDS

Stainless Steel

PART #	SIZE	SHIPPING WEIGHT
1652	4"	½ lbs. Pair
1654	6"	½ lbs. Each
1656	7 ¼"	½ lbs. Each
2010	4 ¼" x 6 ¾" Rect.	¾ lbs. Each




AIR COMPRESSOR



COMPRESSOR #	VOLTS	AMPS.	P.S.I.	WEIGHT
1167	12V.	6	80/100	6 lbs.
1174	24V.	6	80/100	6 lbs.
6014	32V.	6	80/100	6 lbs.

LOW PRESSURE DIRECT DRIVE COMPRESSOR

COMPRESSOR #	VOLTS	AMPS.	P.S.I.	WEIGHT
1556	12V.	6	20/25 P.S.I.	23 lbs.



CONTROL VALVE

ELECTRIC

1136 – (12V. METAL SOLENOID VALVE)

VOLTS	INLET	OUTLET	WEIGHT
12V.	1/8" PIPE	1/8" PIPE	7 oz.

1127 – (24V. METAL SOLENOID VALVE)

VOLTS	INLET	OUTLET	WEIGHT
24V.	1/8" PIPE	1/8" PIPE	7 oz

NEW MANUAL VALVE

1563 – (UNIVERSAL VALVE)

INLET	OUTLET	SIZE	WEIGHT
¼" NPT MALE	1/8" NPT MALE		3 oz.

MANUAL

1630 VALVE – (PLASTIC UNIVERSAL VALVE)

INLET	OUTLET	SIZE	WEIGHT
1/8" PIPE FEMALE	1/8" PIPE FEMALE	3 ½" Long x 1" Dia.	2 oz.

1109 BRASS VALVE

INLET	OUTLET	SIZE	WEIGHT
1/8" PIPE FEMALE	1/8" PIPE FEMALE	3 ½" Long x 1" Dia.	7 oz.

*1110 BRASS VALVE

INLET	OUTLET	SIZE	WEIGHT
1/8" PIPE FEMALE	1/8" PIPE FEMALE	3 ½" Long x 1" Dia.	7 oz.

*USE WHEN MOUNTING DUAL SEPARATED HORNS

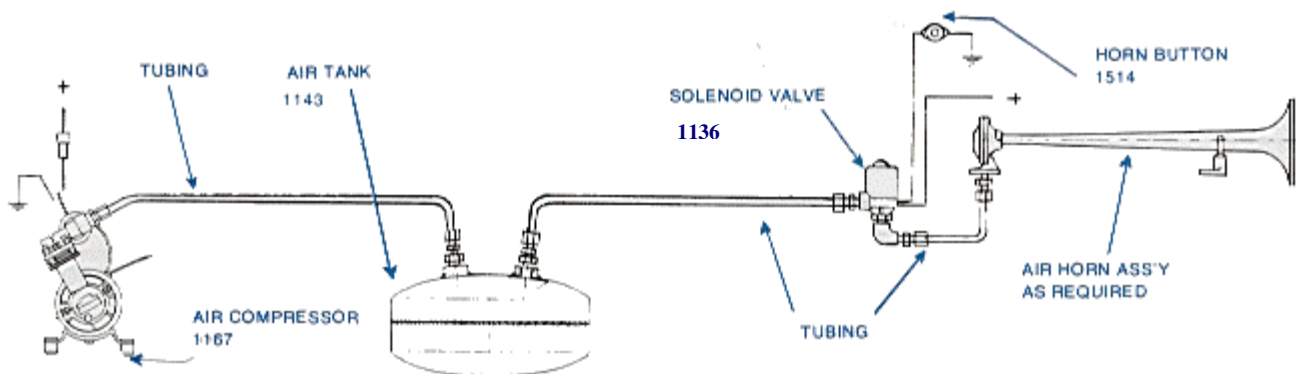
INSTALATION GUIDELINES

Without Air Brakes

Place horn in position desired on top of the cab. **MARK** mounting holes. **DRILL** mounting holes with 5/16" drill and air inlet hole with 1/2" drill. **ATTACH** horns to the top of the cab with 1/4" bolts. **SCREW** 1630 valve into air inlet at base of horn using 1/8" NPT close nipple. **TURN** valve so control handle points to front of cab. **INSTALL** air tank firmly on frame at rear of cab. **CONNECT** tubing to base of the air valve and air tank with fittings. **PERMATEX** all fittings to prevent leakage. **ATTACH** small chain to control lever of valve. **INSERT** air fill valve in end of tank. **FILL** at service station. **BLOW HORN**

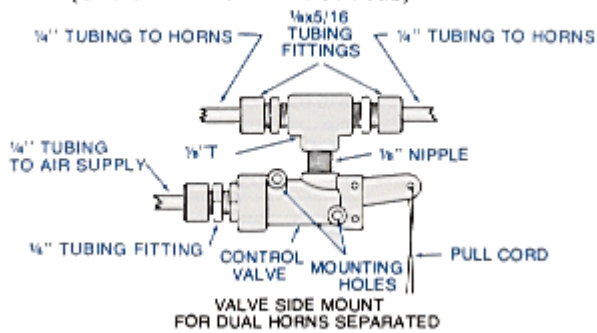
With Air Brakes

CONSULT truck mfg for location of junction box. **PLACE** horns in position desired on top of the cab. **MARK** mounting holes. **DRILL** mounting holes with 5/16" drill and air inlet hole with 1/2" drill. **ATTACH** horns to the top of cab with 1/4" bolts. **SCREW** 1630 valve into air inlet at base of horn using 1/8" NPT close nipple. **TURN** valve so control handle points to front of cab. **INSTALL** air tank firmly on frame at rear of cab. **CONNECT** tubing to base of the air valve and air brake junction box with fittings. **PERMATEX** all fittings to prevent leakage. **ATTACH** small chain or strap to control level of valve. Truktone air horn models do not include front pedestal. **BLOW HORN**



FOR DUAL HORNS MOUNTED SEPARATELY

(One on each side of truck cab)



Mount 1630 valve on left upper side of cab, in front of driver over windshield. Screw T fitting into valve outlet, then connect to horns.

